



Winterwarm TR Series

Winterwarm presents the TR series: an indirect gas-fired unit air heater that is ideal for industrial applications.



Winterwarm
heating solutions 

Characteristics Winterwarm TR series:

- Robust tubular heat exchanger
- Variable air distribution
- Modulating burner control
- Modulating fan
- Gradient control
- Low-maintenance
- Simple 2-wire control

General

For those searching for a “reliable cost effective” unit air heater, the Winterwarm TR is certainly the best choice. This modern air heater has all the features which are usually associated to heaters with high technical specifications, for example variable air distribution, modulating burner and fan and a very clever gradient control, all being completely maintenance friendly. The TR-range consist of 12 capacities from 10 to 150 kW.

Horizontal and vertical air distribution

Characteristically for these types of air heaters are the S-shaped tubes forming the heat exchanger with an atmospheric gas burner. The design of the tubular heat exchanger makes it possible to tilt the air heater, so that the heater can direct the air both horizontally and vertically downwards (TR 10-60; max. 6m.). Both the burner and fan modulate (100% to 60%), which promotes the efficient heating of the room. The room thermostat determines whether the burner is used

at full or partial capacity on the basis of the difference between the actual temperature and the desired (set) temperature. In practice, this means that the heater will only operate at full capacity during the start-up period (e.g. in the morning) and will use partial capacity to maintain the room temperature for the rest of the time.

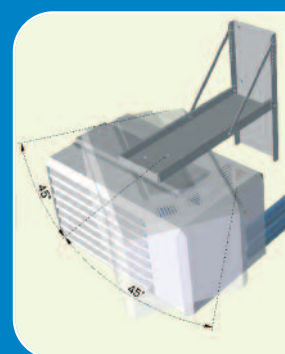
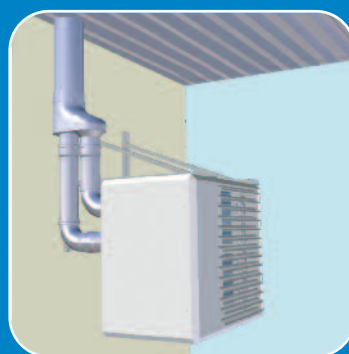

Gradient control

The heaters are also provided with a vertical gradient control (or delta T-Control). When the burner is not in use, the air heater can function as a circulation unit. A sensor in the air heater and a sensor in the room thermostat constantly measure the difference between the temperature differences between the two. Should the temperature gradient increase beyond the set value, the unit will switch on the fan and circulate the warm air. Naturally, the TR also has a summer ventilation setting.

Suspension

The TR has 3 suspension options:

- Swivelling console (*art.no. GA8670*) for mounting on walls, consisting of 2 plates and 2 lateral supports. The air heater can be placed on top of the console or suspended from it. In the first position it is possible to tilt the heater forwards from 0° to 45° to distribute air at an angle. In the second position, the device can be swivelled horizontally through 180° for placement in corners. Suitable for TR 10, TR 15, TR 20, TR 24 and TR 28.
- Brackets (*art.no. GA8580*) for wall mounting, consisting of 2 x 3 steel U-profiles. The heater can be placed on top of both supports and can also be suspended from them. Suitable for all types (GA8675 for TR150).
- threaded rods for suspension from the ceiling. The top of the TR-heater is provided with M10 fastening points in which threaded



rods can be inserted. Suitable for all types. In order to make it possible to suspend the types TR10 to TR40 vertically, these heaters are also provided with M10 fastening points on the back.

With regard to flue terminals we have 3 different types available in 3 different sizes: concentric roof terminal, concentric wall terminal and 2-pipe wall terminal (only types 10-28). The flue sizes are 80mm, 100mm and 130mm depending on the type of heater.

Control

There are 3 controlling options for the TR series. The MultiTherm is an intelligent thermostat which gets the best from the TR heater. Thanks to a number of functions which are simple to operate, a maximum comfort level can be achieved at a minimum energy consumption.

MultiTherm S

The Multitherm S is a thermostat, which the user can set at the desired room temperature incorporating the

following additional features;

- Permanent display of the room temperature
- Modulates on roomtemperature
- Summer ventilation
- Controls 1-8 heaters
- Failure diagnosis and reset per unit air heater
- Wired in twisted pair screened cable

MultiTherm C

The MultiTherm C is a 7-day programmable thermostat, incorporating an optimising program, and provided with the following functions:

- 7 day program
- 10 different on / off programs
- Modulates the heater according to the room temperature
- Frost protection
- Keyboard locking
- Summer / winter time
- Compensation wall influence
- Manual override
- Summer ventilation
- Controls 1-8 heaters
- Failure diagnosis and reset per unit air heater
- Wired in twisted pair screened cable



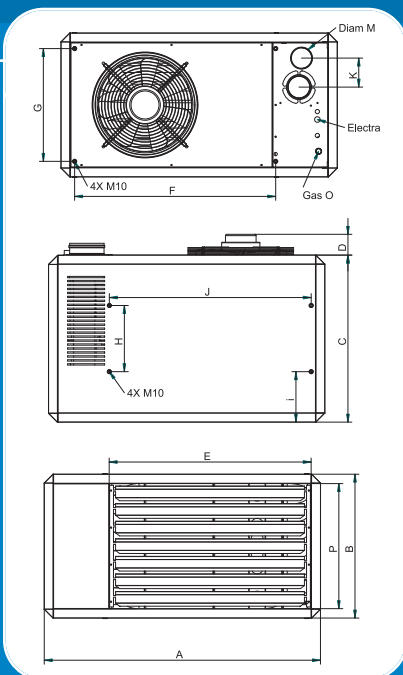
MultiTherm C
(art.no. IX3912)



MultiTherm S
(art.no. IX3911)

Multi Control Unit

This is an interface board for building management systems (0-10 V) with various input and output signals.



Measurements mm

	TR 10-15-20	TR 24	TR 28	TR 40	TR 50	TR 60	TR 80	TR 100	TR 125	TR150
A	1105	1040	1040	1130	1130	1735	1735	1735	1735	1735
B	290	540	540	540	670	630	630	800	970	1130
C	630	630	630	700	700	845	845	845	845	845
D	-	80	80	120	120	80	120	120	140	140
E	760	760	760	760	760	1335	1335	1335	1335	1335
F	763	763	763	763	763	1050	1050	1050	1050	1050
G	250	426	426	426	550	-	-	-	-	-
H	250	250	250	250	250	580	580	580	580	580
I	190	190	190	225	225	123	123	123	123	123
K	110	110	110	140	140	225	225	225	225	225
M	ø80	ø80	ø80	ø100	ø100	ø130	ø130	ø130	ø130	ø130
O	1/2"	1/2"	1/2"	3/4"	3/4"	3/4"	3/4"	3/4"	3/4"	3/4"
P	250	470	470	470	600	570	570	740	910	1070
R	235	145	145	195	195	220	220	220	220	220
S	80	95	95	95	95	143	143	143	143	143
T	175	75	75	165	165	127	127	127	127	127
U	50	80	80	70	80	88	88	88	88	88

Technical data TR-series

Type	Unit	TR10	TR15	TR 20	TR 24	TR 28	TR 40	TR 50	TR 60	TR 80	TR100	TR125	TR150
Nominal heat input (max.)	kW	10.8	16.2	21.5	26.0	30.0	43.5	54.0	65.5	83.0	110.0	134.5	159.0
Nominal heat input (min.)	kW	6.5	9.7	14.5	17.5	20.5	30.0	36.5	44.0	53.5	73.5	90.0	105.0
Efficiency max. power	%	91.9	91.6	91.8	92.1	92.3	91.7	91.6	91.5	91.5	91.5	91.5	91.5
Efficiency min. power	%	87.9	87.4	88.6	89.1	89.5	88.7	88.4	88.0	88.0	89.0	89.5	89.5
Maximum heat output	kW	9.9	14.8	19.7	23.9	27.7	39.9	49.5	59.9	75.9	100.7	123.1	145.5
Minimum heat output	kW	5.7	8.5	12.9	15.6	18.3	26.6	32.3	38.7	47.1	65.4	80.6	94.0
Maximum air output (+ temp. increase)	m ³ /h	2000	2000	2000	3000	3000	4000	5000	6000	8000	10000	12500	15000
Throw horizontal (max.)	m	12	12	12	16	16	22	26	28	30	30	33	35
Throw vertical (max. warm)	m	4	4	4	5	5	6	6	6	6	6	6	6
Sound level (5m. from unit)	dB(A)	42	42	42	45	45	48	50	50	52	54	60	60
Electric connection	Vac	230	230	230	230	230	230	230	230	230	230	230	230
Power consumption	W	200	200	200	190	200	300	425	350	600	750	1100	1200
Power consumption Amps	A	0.9	0.9	0.9	0.8	0.9	1.3	1.8	1.5	2.6	3.3	4.8	5.2
Gas connection	G"	1/2"	1/2"	1/2"	1/2"	1/2"	3/4"	3/4"	3/4"	3/4"	3/4"	3/4"	3/4"
Dimensions flue terminal (diam.)	mm	80	80	80	80	80	100	100	130	130	130	130	130
Min. suspension height hor. throw	m	1.7	1.7	1.7	1.7	1.7	1.7	1.7	1.7	1.7	1.7	1.7	1.7
Min. suspension height vert. throw	m	4	4	4	4	4	4	4	4	4	4	4	4
Weight	kg	50	50	55	67	70	85	100	135	150	200	230	260
Min. supply pressure G20 (E)	mbar	20	20	20	20	20	20	20	20	20	20	20	20
Max. gas consumption G20 (E)	m ³ /h	1.1	1.7	2.3	2.8	3.2	4.6	5.7	6.9	8.8	11.6	14.2	16.8
Burnerpressure gas valve high (E)	mbar	10.1	10.2	10.0	9.5	9.0	7.3	7.3	6.5	7.4	8.0	6.9	6.7
Min. supply pressure G31 (P)	mbar	30	30	30	30	30	30	30	30	30	30	30	30
Max. gas consumption G31 (P)	kg/h	0.9	1.3	1.7	2.1	2.4	3.5	4.3	5.2	6.6	8.8	10.7	12.7
Burnerpressure gas valve high (P)	mbar	23.8	24.2	22.7	20.0	27.5	23.0	22.4	17.5	19.5	19.5	20.0	19.0

Winterwarm: leading

Winterwarm has been engaged in the development, production and sales of industrial heating in Europe since 1936.

The company not only specialises in indirect fired unit air heaters, but also sells radiant tubes, rooftops, water heaters, destratification fans and direct fired heaters for the agricultural and horticultural industry.



Winterwarm 
heating solutions

Winterwarm BV

Industrieweg 8 Winterswijk The Netherlands
P.O.Box 36 NL-7100 AA Winterswijk The Netherlands
Tel. +31 (0)543 54 63 00 Fax +31 (0)543 54 63 10
www.winterwarm.com info@winterwarm.nl

Winterwarm UK Ltd.

Unit H3, Taylor Business Park, Warrington Road,
Risley, Warrington, Cheshire WA3 6BL
Tel. +44 (0)192 57 65 799 Fax +44 (0)192 57 62 996
www.winterwarmuk.com enquiries@winterwarmuk.com

Famous Winterwarm quality

- 75 years of experience
- ISO 9001-2000 certified
- Quick delivery
- Reliable

IMBOLD COM SRL

Str.Valea Cascadelor Expo Top Construct, sector 6,
Bucuresti, si Str.13 Decembrie Nr.140 Gaesti
Dambovita tel: 0757323528

www.imboldcom.ro www.centraleinstalatii.ro